

Using Lighting To Create Different Moods And Effects

Entertaining With Light



Entertaining

SYLVANIA
BRILLIANT LIGHT™



Indoor

Lighting that creates beauty and warmth. And guests who never want to go home.

Nothing affects us quite the way light does. And if you're entertaining, nothing can make your guests feel more welcome than the right lighting in your home. Whether you want to add a little romance to a small intimate group or make a room festive for a larger gathering. The right light can help you say, "Let's share an evening alone, just the two of us." Or create a warm and inviting feeling for your guests that asks them to stay awhile and enjoy some great food and conversation. And no matter what mood you're trying to create, there's a SYLVANIA lighting product that's perfect for the task. This guide will help you decide which ones best suit your needs, with lighting tips for every area of your home and a section at the end that provides descriptions of some of our most useful and popular products. Entertaining with light has never been easier, or more enjoyable.

On, off. And hundreds of brilliant variations.

When it comes to lighting your home, the possibilities are limited only by your imagination. And a good lighting plan can help make any home more inviting by combining three basic types of lighting, for both style and function.

Ambient lighting – provides overall illumination and a comfortable level of brightness, and allows you and your guests to see and move around safely.

Task lighting – helps you perform a specific activity, such as reading or playing games, by concentrating light in a particular place.

Accent Lighting – creates a mood and adds interest to a room by highlighting or spotlighting certain areas and objects, such as paintings, walls, and collectibles.

Every home should have a gathering place for food, laughter and light.

Lighting tips for your Dining Room

Use more than a chandelier or just one fixture to light the room. Layer with light from a variety of sources to get the most flexibility for creating different moods in the same room.

Using dimmers and layering with light allows you to use the bright light you need while setting your table, then bring the lighting down when your guests arrive.

For an elegant setting, blend candle-light and lower levels of electric light sources all over the room. Dim each group of lights separately to create a variety of dining moods.

Try our Double Life Crystal Decor bulbs in chandeliers to add sparkle to glasses and dinnerware. Choose chandeliers that are at least one foot smaller in diameter than the smallest table dimensions.

When using down lighting over the dining room table, be careful not to create unbecoming dark shadows on your guests' faces. Placing additional light sources elsewhere in the room helps to balance the light.

Wash one wall with light, or add decorative torchieres or wall sconces to provide additional layers of ambient light. Use halogen or Crystal Decor bulbs.

Use our halogen directional bulbs in adjustable accent lights to highlight plants, artwork, or special furnishings. Colors will really look their best.

Light china cabinets from within, using small halogen or miniature fluorescent bulbs.





Lighting tips for your Kitchen

Use our Designer® Cool White fluorescent bulbs to enhance cool colors like gray and blue, or our Designer Warm White bulbs to enhance warm colors like yellow, red, and beige or to complement wood cabinets.

Try fluorescent undercabinet fixtures at the front edge of your cabinets to illuminate your workspace and reduce shadows in food preparation areas.

Light the sink area by using recessed halogen or fluorescent valance lighting.

Conceal fluorescent strip lights above cabinets to provide soft, indirect illumination. This effect works especially well if you place colored decorative glassware above your cabinets.

Consider compact fluorescent downlights for general lighting to help reduce heat and electric bills.

Suspend decorative pendant lighting with compact fluorescent globes over the table, breakfast counters or islands for visual interest and energy savings.

Switch general and task lights separately, and use a dimmer for all halogen lights to create different moods for cooking and entertaining.



When you walk into a room, does it welcome you with open arms?

Lighting tips for your Living Room/Family Room

Layer with light, using wall washers, downlights, and accent lights on dimmers to create a medley of possible effects – from spacious to intimate.

Place light sources at various heights within the room (ceiling, table, floor) to add visual interest and human scale.

Use translucent shades on table lamps to contribute to the ambient light level.

Graze textured walls with our halogen downlights or directionals placed close to the wall and aimed downward.

Use a halogen floor-mounted directional fixture under a large plant to create an artistic pattern on the ceiling. For a soft accent, place sconces on either side of your fireplace.

Light bookcases and stereo cabinets from within, using small-diameter fluorescent or miniature halogen bulbs concealed behind the shelves.

Highlight important collectibles with our smaller halogen directional lighting.



When guests walk through your home, let the light escort them in.



Lighting tips for your Foyer and Hallways.

By using wall sconces and our decorative Double Life products in the foyer, you can add a warm, welcoming touch.

Try washing one side of a hallway with light by using linear fluorescent bulbs in valances or coves.

In areas with higher, vaulted ceilings (above 8 feet), consider using halogen track lights to highlight photographs and artwork in hallways and entry areas. Try a torchiere lamp to soften the appearance of walls and ceiling.

In hallways, try placing some fixtures high on walls, directing light downward. This will add drama and a feeling of spaciousness.

Using a halogen spotlight, accent an interesting painting, floral arrangement, or piece of furniture at the end of a hallway.

Place wall or ceiling-mounted lights and switches at the top and bottom of stairways for safety.



Fill a room with light and it will never look empty.

Lighting tips for your Guest Room

Break the room into several zones by lighting and switching them separately, then adjust accordingly for the mood you want to set.

Provide light for reading by choosing swing-arm or flexible bedside lamps.

Illuminate artwork over the headboard with ceiling-mounted fixtures placed close to the wall to avoid direct glare.

For closets, choose energy-efficient, long-life fluorescent bulbs with very good color, like our Designer fluorescent bulbs or our instant-start DULUX® EL compact fluorescent bulbs.

Use night lights to give guests the ability to see in the dark if they need to get up during the night.



Lighting tips for your Powder Room or Bathroom

Place strip lights to either side of the mirror rather than above to improve visibility and eliminate shadows for shaving and applying make-up.


If using vanity strips with globe bulbs, choose our Double Life Soft White Globes instead of clear to help minimize shadows.

Use light sources like our Designer® warm or cool white fluorescent bulbs to enhance appearance of skin tones and decor.

Choose our DULUX® EL compact fluorescent bulbs for the vanity area for energy savings, long life, and good color.

Select a pair of decorative wall sconces to flank the mirror in a powder room.

To make the room more inviting, try dimming all incandescent and halogen sources and keep a candle burning.





Outdoor

Lighting that makes your guests feel welcome in your home, even before they've come inside.

First impressions, they say, are everything. That's why it's so important that the first thing that greets your guests when they walk up to your front door is the right outdoor lighting. And whether you want to create warmth, add a little drama or simply brighten a walkway, there's a SYLVANIA lighting product that can make the outside of your home both inviting and safe. This guide will help you decide which ones best suit your needs, with lighting tips for just about every aspect of outdoor lighting and descriptions of some of our most useful and popular products. Landscaping with light can be easier – and more imaginative – than ever.

Outdoor Lighting Techniques

Here are some helpful definitions of common lighting techniques used in landscape lighting and mentioned in this section of the guide. Use one or more of them to achieve a look that's natural and multi-dimensional.

Down Lighting – shines light down from large trees or eaves to focus on a particular object and achieve a natural look that simulates sunlight or moonlight.

Uplighting – places fixtures in the ground and directs light upward to create a dramatic effect that accentuates the texture of leaves on trees or the detail in a trellis or archway.

Front Lighting – positions light sources in front of an object to highlight important features and details.

Back Lighting – illuminates objects or plants from the back to reveal their shape and form while decreasing texture and eliminating detail.

Side Lighting – aims the light from the side to emphasize texture and create strong shadows.

Area Lighting – uses a floodlight or another source of wide light to illuminate large areas for evening entertaining.

Cross Lighting – lights and accentuates certain objects or areas, like statues or gardens, from two or more points.

Grazing – positions the light source close to a wall or the bark of a tree to bring out its texture.

Safety Lighting – provides light for certain areas, like paths or steps, so people can navigate safely.

Lighting for Beauty

Even the simplest outdoor lighting can evoke emotion, and provide visual interest and drama for your guests. Consider the following techniques aimed at making trees, lilies, roses and alyssum jump to life at night.

Think first about what makes your outdoor areas special. For example, a stone house, with its unusual texture, may look best if grazed with lights placed close to the wall. And if a home has an interesting statue, fountain, or gateway, those areas can be lit with dramatic results.

Lighting mounted within tree branches can be very effective in creating a moonlight effect and a variety of interesting patterns on your lawn. Use SYLVANIA halogen reflector bulbs to create this subtle, yet enchanting, effect.

Use uplighting to enhance the texture, size and color of trees or large plants by positioning spot or flood light sources under an object and casting the light upward.

When choosing the perfect bulb for uplighting, pay attention to color. Fall foliage is spectacular lighted by a bulb that has a yellow or red tint, while

palms may lose their dramatic green tones under the same light. SYLVANIA halogen floodlighting enhances all color in any season.

Pay extra attention to those trees, shrubs and flowers you can view from inside your home. Lighted gardens outside a living room or dining room give an expanded view of your living and entertaining spaces.

Try mounting low-voltage halogen bulbs, such as SYLVANIA MR-16s, in the eaves of a gazebo or at the base of an arbor to accent structures and plantings.

Use our faceted HALOGEN CRYSTAL™ or Double Life Crystal Decor bulbs to add sparkle and brilliance in post lights or coach lanterns. Or consider our SOFT WHITE DULUX® EL Compact Fluorescent bulbs in post lanterns to reduce maintenance, increase energy savings and provide good color.

When entertaining on your deck or patio, you can combine electric and candle light to create an elegant or festive atmosphere.



Lighting for Safety and Security

When entertaining family and friends at home, lighting for safety and security is always a priority. Keep these tips in mind as you consider how best to protect your home – and your guests – from accidents and crime.

Install lights on either side of all doorways and above so that the steps, door, house number and lock can be easily seen.

Brighten up driveway and walkway lighting with SYLVANIA HALOGEN and HALOGEN CRYSTAL bulbs, floodlights or spotlights. Perfect for outdoor fixtures, they emit a bright sparkling light that lasts three times longer than ordinary incandescent bulbs.

Illuminate steps so guests can navigate their way safely. Try lining pathways

and steps with low-voltage halogen walkway lighting. They're easier to install than line voltage lights because wires don't have to be buried as deeply. In the winter you'll want to pay special attention to places where rain and ice accumulates on sidewalks and walkways.

To better identify visitors, try SYLVANIA Compact Fluorescent or Double Life bulbs in overhead or house-mounted lighting fixtures. Avoid direct glare on the person visiting and be sensitive to how glare affects neighbors across the street.

Use landscape and ever-mounted flood lamps to light out to the perimeter of the property, making sure not to light any of your neighbor's property. Consider installing an easy-to-reach switch for instant light.



Light paths evenly by overlapping the patterns of light. Sharp contrasts between dark and light can confuse or disorient your guests.

To reduce glare, position lighting from the side or end of your pool from which it is most often viewed. Use a dimmer to either soften or brighten lighting for appearance or safety.



General Purpose

SYLVANIA General Purpose

In the General Purpose category, you'll find a wide variety of lighting products, from soft white incandescent bulbs to energy-efficient compact fluorescent bulbs and longer-life halogen lights. Our halogen A-line bulbs fit standard fixtures and are extremely versatile, providing a very clean, bright light that can create a more intimate and dramatic effect.



HALOGEN BULBS – With their whiter, brighter light, halogen bulbs are brilliant choices. And when you consider they last up to three times longer than ordinary bulbs, they are more convenient and make economic sense, too. SYLVANIA A-line halogens fit standard fixtures and come in a variety of wattages, making them great for almost any lighting need, indoors or out. They are a great choice to enhance your home decor because they make colors look more vibrant and true.



SOFT WHITE DULUX® EL COMPACT FLUORESCENT BULBS – Our compact fluorescent bulbs will change the way you feel about fluorescent lighting. Available in 15, 20 and 23 watts, these highly efficient bulbs fit almost any standard fixture, use 70% less energy and last 10 times longer than ordinary incandescents. They provide the kind of soft white light that makes them perfect for indoors in sconces and table lamps, or outdoors in enclosed coach lights and post lamps.



SOFT WHITE DULUX® EL CIRCLINE BULBS – These 20- and 30-watt energy efficient bulbs offer comparable light output to the incandescent bulbs they replace, but use 70% less energy and last 10 times longer.



DOUBLE LIFE SOFT WHITE BULBS – Because they last twice as long as ordinary incandescent bulbs, our DOUBLE LIFE Soft White bulbs are ideal for fixtures that are used frequently, like those in the family room, or are hard to reach. They're available in a variety of wattages and provide a soft, pleasing light.



3-WAY BULBS – By providing low-level, general, and task lighting all in one bulb, our 3-Way bulbs are great for lamps that have multiple uses. And they're available in Soft White, Double Life Soft White, Energy Saver Soft White, Security and Reading Light bulbs.



ENERGY SAVER SOFT WHITE BULBS – If you're into saving things, like money and the environment, then try SYLVANIA Energy Saver bulbs. They save 9–15% in energy costs while offering almost the same light output as other incandescent bulbs. And, like most of our lighting products, they're available in numerous wattages.



SOFT PINK BULBS – The subtle pink glow that comes from these bulbs provides a nice look for decor and skin tones. They are available in 60 and 100 watts.



SOFT WHITE BULBS – Sometimes all you want is a simple, pleasing light. Our Soft White bulbs give you a soft, warm light that's easy on the eyes. They are available in a wide variety of wattages.

SYLVANIA Directional

Directional bulbs are used for indoor and outdoor lighting and include spotlights, floodlights and reflectors. They're perfect for downlighting and track lights, accent lighting and outdoor security lighting. With everything from energy-saving compact fluorescent reflector bulbs to halogen floodlights, we're certain you'll find a SYLVANIA directional bulb that fits your needs.



HALOGEN XTRA™ INDOOR/OUTDOOR PAR 38 FLOODLIGHTS AND SPOTLIGHTS – These halogen floods and spots offer all the benefits of halogen lighting but last a long 3,000 hours. That's 500 hours longer than our regular PAR 38 HALOGEN bulbs. This is especially convenient for outdoor lighting. They are available in 60- and 120-watt versions.



HALOGEN FLOODLIGHTS AND SPOTLIGHTS – Our halogen floodlights and spotlights are available in a wide variety of sizes and wattages. Their brilliant, white light makes them ideal indoors for track lighting and recessed lighting and outdoors for lighting walkways and entrances or to highlight landscaping. These halogen bulbs are available in 45-, 75- and 90-watt versions and last 2,500 hours. We also have 50- and 100-watt versions, which last 2,000 hours.



HALOGEN PAR INDOOR/OUTDOOR FLOODS/SPOTS – For more compact fixtures, you will find a wide variety of options. Our halogen bulbs are perfect for accenting artwork, furniture or special arrangements. We offer PAR 30's, PAR 20's, PAR 16's, and PAR 14's in a variety of wattages.



HALOGEN MR-16s – SYLVANIA Tru-Aim® MR-16s are perfect for accenting your garden and landscape design or for use in indoor track lighting. This low-voltage light source fits in smaller fixtures and is available in floodlight and spotlight versions, and in 20 and 50 watts.



SOFT WHITE DULUX® EL COMPACT FLUORESCENT REFLECTORS – These SYLVANIA bulbs give off a soft, white light and are available in 15 and 20 watts. They last up to four times longer than halogen bulbs, use 70% less energy and last five times longer than incandescent reflector bulbs. They are an excellent choice for hard-to-reach track, downlighting and other indoor fixture applications.



INDOOR REFLECTOR FLOODLIGHTS – Reflector bulbs should be used indoors only in recessed or track lighting fixtures. They are available in spotlights and floodlights and come in 45, 65, 75, 100, and 120 watts. They last 2,000 hours.



ECONOMY FLOODS – Our Economy Floods can be used either indoors in recessed or track lighting or outdoors and are useful for security and landscape lighting. Wattages available – 75 and 150 watts. They last 2,000 hours.



ECONOMY REFLECTORS – Our bulbs are designed so that more of the light is concentrated through the front of the bulb. So these economic reflector bulbs provide more light than ordinary incandescent bulbs for indoor track lighting and ceiling downlighting. They're available in 40, 60, 75 and 100 watts. For smaller track fixtures, try our Mini Floodlights, available in 25 and 40 watts.



COLORED PAR 38 BULBS – To create a dramatic effect or enhance colors in your garden or landscape, try colored PAR floods. They are available in 100 watts and in a wide variety of colors. They're great for holiday lighting, too.

Directional

Decorative

SYLVANIA Decorative

With crystal-, candle- and flame-shaped bulbs and globes, our Decorative Lighting category has everything you need to decorate with light. These bulbs are perfect for dining room, bathrooms, wall sconces, and enhancing the look of post lights, coach lights and all enclosed outdoor fixtures – anywhere you want to add a little elegance.



SOFT WHITE DULUX® EL COMPACT FLUORESCENT GLOBES – Finished in an elegant opal color, these decorative globes evenly distribute a warm, bright light that makes them perfect for fixtures in the dining room, kitchen, bathroom, and other places where you'd like a distinctive quality of light. They last six times longer and use 70% less energy than ordinary globe bulbs and are available in 13, 15 and 20 watts.



DOUBLE LIFE GLOBES – These decorative globes add elegance to your lighting fixtures. Clear and white globes are available in 25, 40 and 60 watts. With a 3,000 hour life, they last twice as long as ordinary incandescent globes.



CHROME TOP GLOBES – For a distinctive, glare-free look in the bathroom, try SYLVANIA Chrome Top globes. They're available in medium and candelabra bases to fit most fixture styles and sizes, and their unique indirect light could add just the effect you're looking for.



DOUBLE LIFE DECOR – These bulbs are available in the popular candle shape in 15, 25, 40 and 60 watts in both the candelabra and medium bases to fit most fixtures. They last twice as long as conventional incandescent bulbs. Their elegant design makes them perfect for indoors and any enclosed outdoor fixture.



DOUBLE LIFE CRYSTAL DECOR – This unique bulb has a faceted surface, which creates a sparkle effect that will enhance every home's decor. And beauty is just part of what makes these bulbs so special. They also give off a brighter, whiter light and with a 3,000 hour life, last twice as long as ordinary decorative bulbs. Available in 40 watts. Use indoors or outdoors in an enclosed fixture.



DECOR BULBS – Available in clear, white and frosted in candle and globe shapes, these decorative bulbs are a good, economical way to add elegance and drama to outside lighting, bathrooms, hallways and dining rooms. Choose from medium and candelabra bases.



FLAME-SHAPED DECOR – These decor bulbs have textured glass to resemble candlelight. They come in a wide variety of wattages and several colors. They are perfect when you're looking for something really special. They can be used indoors or outdoors in enclosed fixtures.



SPUN-GLO BULBS – With the satin-look finish on these decorative bulbs, you can really make your fixtures look special. They are available in 60 watts and can be used indoors or outdoors in an enclosed fixture.

Specialty

SYLVANIA Specialty

Whether you're looking for a bug light, a security or a decorative light, you'll find a lot of options in our Specialty Lighting section. It's where we feature all the bulbs that are either designed for a specific use or are unique in their features. So, the next time you're shopping for a bulb that's just a little bit out of the ordinary, try the SYLVANIA Specialty Lighting section.



RHINO COAT® SAFELINE® – The protective coating on these bulbs helps prevent breakage and makes them ideal for garages and post lights or other areas where a more durable bulb is beneficial. They are available in a variety of shapes and wattages.



HALOGEN – Double-ended bulbs are excellent for security lighting. They are available in 300 and 500 watts.



HIGH-PRESSURE SODIUM – These bulbs are best used for outdoor security lighting. They are long lasting and come in 50- and 70-watt versions.



HALOGEN CRYSTAL™ – With its unique faceted design, the SYLVANIA Halogen Crystal adds sparkle to any fixture, indoors or out. It's an excellent choice for hard-to-reach areas and outdoor lighting because it lasts three times longer and is brighter than ordinary incandescent bulbs. Available in 50 and 75 watts.



BUG LIGHTS – Not to be confused with bug light “zappers,” these lights are actually designed to deter bugs by giving off a light that does not attract them. So they're ideal for outside fixtures on porches, decks and other areas. Available in 60 and 100 watts.



NIGHT LIGHTS – SYLVANIA 4- and 7-watt Night Lights are long lasting, available in two and four packs and are perfect for hallways, bathrooms or in children's and guest bedrooms. We offer them in pink, blue, clear and white varieties.



CRYSTAL CEILING FAN – These faceted SYLVANIA specialty bulbs are designed to be long lasting and vibration-resistant, making them extremely durable and suitable for rugged use. Available in 40 watts.



HALOGEN LOW-VOLTAGE – Double-ended and single-ended bulbs are excellent for use in security lighting, walkway fixtures, accent lighting, torchieres and desk lamps. Available in 10, 20, 50 and 75 watts.








DOUBLE LIFE FAN BULBS – These rugged bulbs are designed to last long – twice as long as ordinary fan bulbs. They come in candle and traditional bulb shapes.

Fluorescent




SYLVANIA Fluorescent

When it comes to long-lasting, energy-saving bulbs, nothing can match fluorescent bulbs, and because they're available in a variety of shapes and sizes, there's a SYLVANIA fluorescent bulb for just about any room in or around your house. And with products like our Designer® fluorescent bulbs, you'll benefit from higher light output compared to our regular soft white and cool white fluorescent bulbs. Depending upon the colors that you would like to enhance in your home's decor, you can choose from our cool white fluorescent family of bulbs to enhance cool tones or our warm white fluorescent bulbs to enhance warm tones. So whether you're brightening the bathroom or want to spice up the lighting in your kitchen, there's a SYLVANIA fluorescent bulb that's just right for you.

To enhance COOL colors like blue, white, and gray in your home, choose from the following:

	DESIGNER® COOL WHITE FLUORESCENT – The SYLVANIA Designer Cool White is our brightest fluorescent. Use where cool, crisp, bright light is desired and where you want to enhance cooler color tones. Great for the kitchen or bath. These bulbs last a long 20,000 hours and come in 18", 1', 2', 3', 4' lengths and 8" and 12" circular shapes.
	COOL WHITE ENERGY SAVER FLUORESCENT – This bulb offers the same quality of light given by our regular Cool White Fluorescent but since it operates at 34 watts, it saves up to 15% more energy with almost the same light output. Available in 4' length. (Note: Not recommended as a direct replacement for 40-watt fluorescents in most shop light fixtures because it could cause the fixture to overheat. Please check with your electrician.)
	COOL WHITE DELUXE™ FLUORESCENT – This fluorescent bulb provides a cool, crisp light, making it an excellent choice for workshops and basements. Available in 4' length.
	COOL WHITE FLUORESCENT – The SYLVANIA Cool White fluorescent bulb is available in 18", 2' and 3' length tubes and 8", 12" and 16" circular shapes. They are ideal for workshop and basement fixtures.
	ECONOMY COOL WHITE FLUORESCENT – For those lighting applications where low price is important, we recommend our Economy Cool White Fluorescent. This 4' bulb provides a good- quality light and lasts 12,000 hours – at a very low cost.

To enhance WARM colors like yellow, gold, red, and wood tones in your home, choose from the following:

	DESIGNER WARM WHITE FLUORESCENT – The SYLVANIA Designer Warm White Fluorescent is great for rooms with warm colors and where brighter light is needed. This is our brightest warm white fluorescent bulb and comes in 15", 18", 2', 3', and 4' lengths, and 8" and 12" circular shapes.
	WARM WHITE DELUXE FLUORESCENT – This fluorescent bulb provides a warm light, which makes it a good choice for kitchens, bathrooms and laundry rooms. Available in 4' length.
	WARM WHITE FLUORESCENT – With its warm, pleasing light, the SYLVANIA Warm White is the ideal fluorescent for laundry and utility rooms. And because it lasts for 20,000 hours, it is great for hard-to-reach fixtures. Available in 18", 2', and 3' lengths.

Packaging

SYLVANIA Packaging

SYLVANIA packaging is designed to make shopping for lighting easier. That's why it's color-coded and organized into these five easy-to-understand application categories. And, with more label information, our packaging makes it easier for you to compare products when you're looking for longer life or more efficient bulbs.

	GENERAL PURPOSE
	DIRECTIONAL
	DECORATIVE
	SPECIALTY
	FLUORESCENT

OSRAM SYLVANIA

100 Endicott Street
Danvers, MA 01923 USA
800-544-4828
www.sylvania.com

ENT-WITH-LIGHT

